

Forma 5

TECHNICAL FEATURES

**SENSE**



# SWIVEL CHAIR | HIGH BACKREST

Anti-electro-static solutions are available. Consult conditions.



## Frame

Polyamide rear frame and polypropylene frame at the front. Both assembled

## Technical mesh backing

Web o Meci

## Adjustable lumbar support

Optional asymmetric lumbar adjustment

## Armrests

Without armrests  
Fixed armrests  
Adjustable armrests 1D  
Adjustable armrests 3D  
Adjustable armrests 4D

## Seat Adjustment

Optional seat depth adjustment

## Seat

Flexible upholstered polyurethane foam

## Base

Star base in polyamide D69 cm, Star D69 cm in polished aluminum or Star D69 cm in white aluminum

## Mechanism

Synchro Atom (self-weighting) or  
Synchro Motion

## Castors

Standard double rolling  
Soft double rolling Soft double rolling

## IT ADAPTS TO YOUR BACK



- PROVIDES PERSONALIZED LUMBAR SUPPORT THANKS TO ITS INDEPENDENT ADJUSTMENT ON EACH SIDE.
- IMPROVES POSTURAL ALIGNMENT BY ADAPTING TO THE NATURAL CURVATURE OF THE BACK.
- INCREASES COMFORT DURING PROLONGED USE, ESPECIALLY IN INTENSIVE OFFICE WORK.

## COMFORT FOAM



- IT DISTRIBUTES THE PRESSURE HOMOGENEOUSLY THANKS TO ITS VARIABLE DENSITY.
- REDUCES THE ONSET OF DISCOMFORT AFTER LONG PERIODS OF SITTING.
- PROVIDES AN ENVELOPING SENSATION THAT INCREASES ERGONOMIC COMFORT.

# SWIVEL CHAIR | HIGH BACK WITH HEADREST



## TAKE ADVANTAGE OF THE HEADREST



- PROVIDES COMPLETE BACK AND NECK SUPPORT, IMPROVING OVERALL ERGONOMICS.
- PROMOTES RELAXATION OF THE CERVICAL AREA IN PROLONGED TASKS.
- ADAPTS TO EXECUTIVE OR INTENSIVE USE ENVIRONMENTS, PROVIDING COMFORT AND PRESENCE.

## THERMAL REGULATION



- THE ARMS HAVE A COMPACT DESIGN AND GENEROUS WIDTH.
- THEY FUNCTION AS 4D ARMS, WITH ADJUSTABLE SWIVEL, HEIGHT AND DEPTH.
- THEY OFFER ERGONOMIC SUPPORT SIMILAR TO ANGLED 3D NPR ARMS.
- THEY ALLOW THE CHAIR TO BE MOVED CLOSER TO THE TABLE WITHOUT INTERFERENCE, ADAPTING TO DIFFERENT USERS.

## BACKREST

- Adapts to the user's movements without compromising the support and stability of the backrest.
- Designed to follow the natural curve of the spine and offer a continuous ergonomic adjustment.
- Ensures permanent and balanced contact on both sides of the lumbar region.



## MECHANISM

- It allows a fluid and natural movement between backrest and seat, accompanying the body.
- It favours effortless posture changes, promoting dynamic activity in the workplace.
- It adjusts easily to each person, guaranteeing continuous support at every inclination.



## SEAT

- Firm support thanks to injected foam
- Comfortable and well-structured surface
- Upholstery designed for comfort



## ARMRESTS

- Modular construction and easy to install
- Soft-touch polyurethane surface, which provides a pleasant feel and reduces forearm fatigue
- Minimalist design and easy cleaning
- Wide range of adjustment, covering height, rotation and depth to align shoulders and wrists.



## SUPPORT

- Infinite recyclability
- Reduced environmental impact
- Non-toxic material
- Easy maintenance and cleaning
- Prevents deterioration due to environmental factors



## LUMBAR SUPPORT

- Allows each side of the lumbar support to be adjusted independently for a precise fit.
- Adapts to the anatomy of each person, improving the alignment of the spine.
- Increases the feeling of comfort and reduces fatigue in the lower back.



## CONCEPT

- A combination of aesthetics and technology
- Designed to add a unique touch to the operational seating
- Inspiring finishes, designed to adapt to the workspace.



## CERTIFICATES

- Ergonomics level Excellent/Excellent Plus
- Evaluated in UMANA
- Quality Mark Certificate
- (Tecnalia) Environmental Product Declaration



## BASE

- Robust base with 5 support points
- Trapezoidal cross-section for better weight distribution
- Rounded edges for elegant design
- High quality polyamide or aluminium options



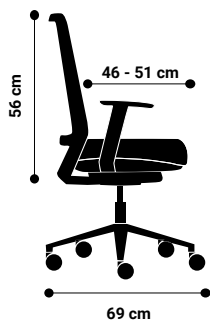
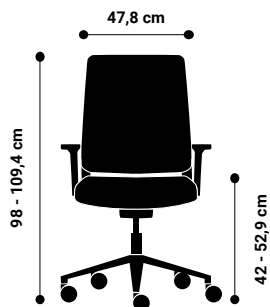
## DESIGN

- A masterpiece by **ITO DESIGN**
- Innovation and ergonomics in office furniture
- International recognition
- Numerous design prizes

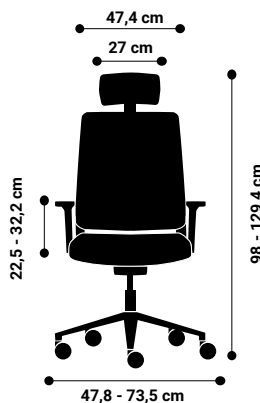


# DIMENSIONS AND WEIGHTS

## SWIVEL CHAIR



## SWIVEL CHAIR WITH HEADREST



	ATOM MECHANISM	ATOM MECHANISM + SEAT DEPTH	MOTION MECHANISM	MOTION MECHANISM + SEAT DEPTH
Total height	98 - 128,5 cm	98 - 129 cm	98,4 - 129,4 cm	99,4 - 128,9 cm
Seat height	42 - 52,5 cm	42 - 53 cm	42,4 - 53,4 cm	43,4 - 52,9 cm
Seat width	47,8 cm	47,8 cm	47,8 cm	47,8 cm
Depth (base measurement)	69 cm	69 cm	69 cm	69 cm
Linear fabric for seat/backrest	0,55 - 0,65 m	0,55 - 0,65 m	0,55 - 0,65 m	0,55 - 0,65 m
Weight*	14,33 - 18,2 kg	16,88 - 20,75 kg	15,87 - 19,74 kg	18,42 - 22,29 kg

\* Weight without options, except armrests. Please consult us if exact values are needed.

	HEADREST	BACKREST	LUMBAR SUPPORT
Height	15 cm	56 cm	
Width	27 cm	47,4 cm	
Height adjustment	4 cm		12 cm

	ATOM MECHANISM	ATOM MECHANISM + SEAT DEPTH	MOTION MECHANISM	MOTION MECHANISM + SEAT DEPTH
Seat height (min/max)	42 - 52,5 cm	42 - 53 cm	42,4 - 53,4 cm	43,4 - 52,9 cm
Height range	10,5 cm	11 cm	11 cm	9,5 cm
Depth (min/max)	46 cm	46 - 51 cm	46 cm	46 - 51 cm
Depth range		5 cm		5 cm
Width	47,8 cm	47,8 cm	47,8 cm	47,8 cm

	WITHOUT ARMRESTS	FIXED	1D	3D	4D
Height (min/max)		22,5 cm	21,3 - 26,8 cm	21 - 31 cm	22,2 - 32,2 cm
Height range			5,5 cm	10 cm	10 cm
Length		27 cm	24,8 cm	23,6 cm	24 cm
Width		8 cm	8,8 cm	9,1 cm	10 cm
Armrest spacing		46,7 cm	46,7 cm	47,9 cm	53,5 cm
Overall chair width	47,8 cm	62,7 cm	64,3 cm	66,1 cm	73,5 cm

	BASE	CASTORS
Ø	Ø69 cm	Ø6,5 cm



**SENSE: ERGONOMICS AND INTELLIGENT DESIGN**

The Sense chair has been designed to accompany the user in a natural way, combining advanced ergonomics, intuitive functionality and elegant design. Its objective is clear: to offer a comfortable, adaptable and visually harmonious user experience, both in operational environments and in management or hybrid workspaces.

Its main value lies in the Atom mechanism, which accompanies the user's movements in a fluid way, favoring postural dynamism and reducing fatigue during the working day. This synchronized mechanism allows a natural inclination between backrest and seat, promoting effortless active ergonomics.

Thanks to its asymmetrical adjustment, Sense allows separate ad-

justment of seat height and backrest inclination, adapting precisely to different complexions and preferences. In addition, it incorporates a seat translation system, which ensures correct thigh support and a healthy posture.

In its version with white housing and base, Sense stands out visually for its light and modern aesthetics. This finish enhances its integration in minimalist, luminous spaces or those with a well-kept image, adding a touch of elegance without losing functionality.

Sense is more than an operating chair: it is a comfort tool that understands the body, respects movement and adapts to the pace of today's work.

## ELEMENTS DESCRIPTION

### MESH BACKREST

Composed of a rear perimeter frame in polyamide and a front frame in polypropylene upholstered in technical mesh, assembled on the first polyamide frame. The backrest can optionally incorporate an adjustable upholstered headrest, with up to 7 height adjustment points (60 mm of travel) and 5 tilt positions (up to 125°, in increments of 25°), which makes it possible to adapt to any posture with precision. The headrest consists of a polyamide pole and a polypropylene plate with 70 kg/m<sup>3</sup> density polyurethane foam, upholstered in the same fabric and color as the seat. The headrest structure is always black, regardless of the color of the backrest frame.



Mesh backrest



Adjustable upholstered headrest

### LUMBAR ADJUSTMENT

Lumbar adjustment formed by independent pieces of polyamide with 30% glass microspheres, vertically adjustable and with the possibility of asymmetric adjustment, guaranteeing permanent contact in the lumbar area. This lumbar support not only stands out for its ergonomic efficiency, but also for its minimalist and discreet design, in line with the clean and functional aesthetics of the chair. Adjustment is simple and intuitive, which facilitates its use in shared environments or with different users. The system reinforces the support by means of two polypropylene parts that allow each side to be adjusted independently, ensuring precise adaptation to the needs of each person. The pieces generate a tension in the mesh that acts as the operating principle. The color of the fixed arm, lumbar adjustment and backrest frame is always the same.



Asymmetric lumbar adjustment



### SEAT

Wooden structure overinjected with flexible polyurethane foam with a density of 65 kg/m<sup>3</sup> and upholstered. The wood is molded and machined to house the arms and mechanism. The seat has a polypropylene trim casing on the lower part of the seat.



### ARMRESTS



Fixed arm black



White fixed arm



1D adjustable arm



Adjustable 3D polyamide support arm



3D adjustable arm black aluminum bracket



3D adjustable arm with white aluminum bracket



4D adjustable arm

Optional, it can be purchased without arms. They have ergonomic qualities for a better arm rest.

**Fixed:** T-shaped fixed arms in polypropylene. Black or white.

**Adjustable 1D:** in height with polypropylene structure and polyurethane armrests. Dimensions: 250 x 90 mm.

**Adjustable 3D polyamide support:** with fiberglass-reinforced polyamide structure and soft-touch polyurethane armrests. Easy adjustment in height, depth and rotation.

**Adjustable 3D aluminum support:** with injected aluminum frame armrests polyurethane armrests Easy adjustable in height, depth and swivel. Black or white.

**4D adjustable:** with injected aluminum structure and polypropylene armrests. Easy adjustment: height, depth, width and swivel. 235 x 105 mm.

# ELEMENTS DESCRIPTION

## MECHANISM

**TRASLA MECHANISM:** optional seat depth adjustment for all swivel chairs.



**SINCRO ATOM:** stands out for its design focused on the user's natural movement, offering a fluid and ergonomically efficient user experience. This mechanism combines the rotational movement of the backrest with respect to the seat, placing its pivot point above the seat surface, very close to the user's hip, which guarantees a constant and precise accompaniment during reclining. This way, the backrest moves synchronously with the body, promoting an active and comfortable posture.

5 locking positions are available and the seat height can be adjusted by means of a handle, facilitating optimal adjustment for each user. In addition, it automatically adapts the hardness of the mechanism to the user's weight, ensuring perfect operation in ranges between 45 and 110 kg. The backrest locking is also operated by means of a handle: pushing it inwards activates the movement, and to lock the backrest, simply pull it outwards.



**SINCRO MOTION:** 24° backrest tilt and 10° seat tilt. Backrest inclination and seat rotation according to a fixed ratio of 2.4:1. Tension or hardness adjustment of the backrest inclination. Easy adjustment with only two turns. The resistance provided by the knob is constant, regardless of whether the tension is being reduced or increased. Infinite backrest tension positions for optimal adjustment for users between 45 and 120 kg. Forward rotation axis avoids pressure on the user's legs. 4 backrest locking positions. Discreet aesthetics that favors the aesthetics of the chair.

## BASE

**STAR IN POLYAMIDE:** diameter 69 cm. 5 trapezoidal section arms with rounded corners.

**STAR IN POLISHED ALUMINUM OR WHITE ALUMINUM:** Diameter 69 cm. 5 trapezoidal section arms with rounded corners. Polished aluminum or polar white finish.



Star base 69



Star base polished aluminum



Star aluminum base white

## FLOOR SUPPORT

Two ground support options are available:



65 mm double-roller castors



Soft 65 mm double-roller castors

## UPHOLSTERY

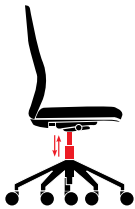
Seat available in the full range of Forma 5 fabrics including a wide variety of fabrics (wool, flame retardant fabrics) and leathers. Backrest available in Goal and Meci mesh. See Forma 5 sample book and price list. Forma 5 Group 1, 2, 3 and 5 fabrics are supplied by the manufacturer Camira. Although our sample book includes a selection of fabrics from this manufacturer, upon customer request, Forma 5 will upholster any of its products in any fabric from the Camira catalog.

## PACKAGING

As standard, the chair is supplied assembled and protected by plastic. For other types of packaging, please consult us.

# ERGONOMICS

TAKING CARE OF OUR BODY DOES NOT DEPEND EXCLUSIVELY ON GOOD NUTRITION AND CONTINUOUS PHYSICAL EXERCISE. THERE ARE OTHER FACTORS THAT INFLUENCE THE HEALTH OF THE INDIVIDUAL, SUCH AS A CORRECT POSTURE IN THE WORKPLACE. THAT IS WHY TO KEEP THE BODY IN AN IDEAL STATE AND FREE OF PHYSICAL AILMENTS IT IS NECESSARY TO USE GOOD FURNITURE AND MAKE PROPER USE OF IT.



## HEIGHT ADJUSTMENT OF THE CHAIR

Chairs must have an option to raise or lower the seat height, either by means of a mechanical system or a pneumatic system. The aim is to ensure that the posture is correct, with the feet resting firmly on the floor and the thighs in a horizontal position. In addition, the mechanism must be easily accessible from a seated position.

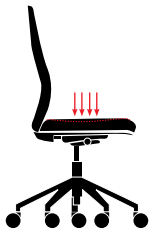


## SEAT AND BACKREST INCLINATION

It is necessary that the chair has a mechanism to control the seat inclination, in order to maintain a balanced working position. The synchro system is the most common, although there are more advanced versions on the market, such as the Atom synchro. This mechanism is exclusive to Forma 5 and self-adjusts to the user's weight. It also includes the option of adjusting the depth of the seat or backrest.

## LUMBAR ADJUSTMENT

Many of the chairs are designed to have an adaptable support in the back area. It is highly recommended that the backrest regulates both forward and backward movement and can be locked or released as desired by the user. In addition, many chairs incorporate a device that adjusts the curvature of the chair to that of the back and provides a more optimized rest for the worker.



## CONSISTENCY OF THE SEAT

Due to the hours we spend sitting, the seat must provide firmness and adaptation to the user's physiognomy. Both high-density foam and injected foam are two resistant, durable and comfortable materials that perfectly fulfill their purpose.



## BASE 5 POINTS

To facilitate movement that involves less effort to move and to provide the chair with the correct stability and firmness, the base must have 5 points of support of the wheels with the floor.



## ADJUSTABLE ARMS

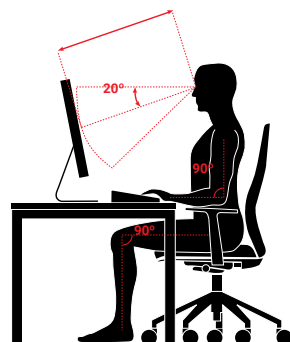
The support of the arms is essential to maintain a good posture and not overload the arms, in addition to serving to take a seat and get up from it.

## UPHOLSTERY

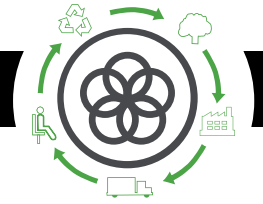
Depending on the area where the chair will be located and the weather conditions, the most appropriate fabric for each situation should be chosen.



BEARING IN MIND THE ABOVE ASPECTS, IT IS APPROPRIATE TO COMMENT ON THE POSTURE TO BE ADOPTED WHEN SITTING AT THE WORKPLACE.



- 1 The distance between the computer screen and the eyes should be at least 55 centimeters. In addition, the screen must be fixed in front of the worker, and not displaced to one side.
- 2 The top of the screen should be at eye level.
- 3 The thighs of the legs should be horizontal on the seat, and the feet should be fully supported, with a clear space under the table.
- 4 Regular breaks should be taken for stretching and mobilization, changing posture from time to time.
- 5 The eyes should be rested from time to time to avoid eyestrain. For example, focusing on different places on the screen and on distant points.



Life Cycle Analysis  
Sense Series



RAW MATERIAL		
RAW MATERIAL	Kg	%
Steel	9,18 Kg	45%
Plastics	4,69 Kg	23%
Aluminum	3,26 Kg	16%
Wood	2,45 Kg	12 %
Tap/Mat.Filling	0,81 Kg	4 %

% Recycled Materials= 49%  
% Recyclable Materials= 94%

## Ecodesign

Results achieved in life cycle stages



### MATERIALS

**Aluminium**

Aluminium is 60% recycled material.

**Steel**

Steel with a recycling percentage between 15% and 99%.

**Plastic**

Plastics with a recycling percentage between 30% and 40%.

**Mat. Filling**

HCFC-free filler materials and accredited by Okotext.

**Upholstery**

VOC emission-free upholstery and accredited by Okotext.

**Packaging**

100% recycled packaging with solvent-free inks.

# ENVIRONMENTAL PRODUCT DECLARATION



## PRODUCTION

**Optimization of the use of raw materials**  
Cutting of boards, upholstery and steel pipes.

**Use of renewable energies**  
with reduced CO2 emissions (photovoltaic panels).

**Energy saving measures**  
throughout the production process.

**Reduction of global VOC emissions**  
production processes by 70%.

**Powder coatings**  
93% recovery of undeposited paint.

**Elimination of glues and adhesives in upholstery  
the factory**  
has an internal treatment plant for liquid waste.

**Existence of clean points**  
In the fabric

**100% recycling of waste**  
of the production process and special treatment of hazardous waste.



## TRANSPORT

**Optimization of cardboard use**  
of the packaging.

**Reduced use of cardboard and packaging materials**

**Flat packs and reduced package sizes**  
for space optimization.

**Solid waste compactor**  
which reduces transportation and emissions.

**Volumes and light weights**

**Renewal of transportation fleet**  
with a 28% reduction in fuel consumption.

**Supplier radius reduction**  
Power local market and less pollution due to transportation.



## USE

**Easy maintenance and cleaning**  
solvent-free.

**Form 5 Warranty**

**Highest quality**  
in materials for an average product life of 10 years.

**Optimization of service life**  
of the product by standardized and modular design.

**The boards**  
without emission of E1 particles.



## END OF LIFE

**Easy unpacking**  
for recycling or reuse of components.

**Standardization of parts**  
for reuse.

**Recyclable materials used in products (% recyclability):**

Aluminum is 100% recyclable.  
Steel is 100% recyclable.

Wood is 100% recyclable.  
Plastics between 70% and 100% recyclability.

**No air or water contamination**  
in waste disposal.

**Returnable, recyclable and reusable packaging**

**Product recyclability at 63%.**

**DOWNLOAD**  
**Sustainability Report 2024**

**DOWNLOAD**  
**Environmental Product Declaration**



# FROM OUR SKIN, FOR THE EARTH

“From our skin, for the Earth” is our promise, the way we look at, feel and envisage sustainability.

It means soul and art, intention and action, vision and journey. Acting based on our thoughts and feelings to protect nature, the people who live in it, the time that is left. Learning from the journey, the legacy and the spirit of the south. A deliberate, mindful, authentic spirit.

A message that encourages us to think from our skin, create from truth and produce with dedication, mindful and responsible furniture for a better tomorrow on this planet.

“Desde la piel, para la Tierra” es nuestra promesa, nuestra forma de mirar, de sentir y concebir la sostenibilidad.

Es alma y arte, intención y acción, mirada y camino. Es actuar desde el sentimiento y el pensamiento para proteger la naturaleza, las personas que la habitan, el tiempo que queda por venir. Aprendiendo del camino, del legado y de la esencia del sur. Una esencia pausada, consciente, auténtica.

Un mensaje que nos incita a pensar desde la piel, crear desde la verdad y producir con compromiso, un mobiliario consciente y respetuoso para un mejor mañana en este planeta.


“From our skin, for the Earth” est notre promesse, notre façon de voir, de ressentir et de concevoir le développement durable. C’est une âme et un art, l’intention et l’action, le regard et le chemin. C’est agir à travers le sentiment et la pensée pour protéger la nature, les personnes qui l’habitent, le temps qui reste à venir. Apprendre du chemin, de l’héritage et de l’essence même du sud.

Une essence posée, consciente, authentique. Un message qui nous encourage à penser à travers notre peau, à créer à travers la vérité et à produire de façon engagée, un mobilier conscient et respectueux, pour construire un avenir meilleur sur cette planète.

“From our skin, for the Earth” lautet unser Versprechen. Das ist unsere Art, Nachhaltigkeit sichtbar, spürbar und erlebbar zu machen.

Es ist der Geist und die Kunst, die Absicht und die Handlung, die Betrachtung und der Weg. Es bedeutet, nach Gefühl und Gewissen zu handeln, um die Natur zu schützen, die Menschen, die sie bewohnen, und die Zeit, die noch vor uns liegt. Und dabei vom Weg, dem Erbe und der Essenz des Südens zu lernen. Eine ruhige, bewusste, authentische Essenz.

Eine Botschaft, die uns dazu anregt, aus unserer Haut heraus zu denken, aus der Wahrheit heraus zu erschaffen und mit viel Hingabe eine verantwortungsvolle und umweltfreundliche Einrichtung für eine bessere Zukunft auf diesem Planeten zu schaffen.



# SUSTAINABILITY PRODUCT

## SENSE

### MODULAR ECODESIGN

ECODISEÑO MODULAR  
ÉCODESIGN MODULAIRE  
MODULARES ECODESIGN



The Sense chair is designed with a modular ecodesign approach, using standardized components that allow for easy disassembly, maintenance, and upgrades. Modularity supports component reuse, reduces waste generation, and contributes to a circular economy, allowing users to adapt the chair to evolving needs without compromising its performance or aesthetics.

La silla Sense ha sido concebida bajo un enfoque de ecodiseño modular, utilizando piezas estandarizadas que permiten un fácil desmontaje, mantenimiento y actualización. La modularidad promueve la reutilización de piezas, reduce la generación de residuos y contribuye a una economía circular, permitiendo al usuario adaptar la silla a nuevas necesidades sin comprometer su funcionalidad ni su estética.

La chaise Sense a été pensée selon un principe d'écoconception modulaire, avec des pièces standardisées facilitant le démontage, l'entretien et les mises à jour. La modularité favorise la réutilisation des pièces, limite la production de déchets et s'inscrit pleinement dans une logique d'économie circulaire, tout en maintenant la performance et l'esthétique du produit.

Der Stuhl Sense wurde nach dem Prinzip des modularen Ökodesigns entwickelt. Er besteht aus standardisierten Bauteilen, die eine einfache Demontage, Wartung und Aufrüstung ermöglichen. Die Modularität fördert die Wiederverwendung von Teilen, reduziert Abfall und unterstützt eine zirkuläre Wirtschaft, während Funktionalität und Design erhalten bleiben.

### EMISSION-FREE UPHOLSTERY

TAPIZADOS SIN EMISIONES  
TISSUS SANS ÉMISSIONS  
EMISSIONSFREIE POLSTERUNG



The upholstery materials used in our products are Oeko-Tex certified, ensuring they are free from harmful substances. They do not emit volatile organic compounds (VOCs) and contain no hydrochlorofluorocarbons (HCFCs).

Los materiales de tapicería utilizados en nuestros productos cuentan con la certificación Oeko-Tex, lo que garantiza que están libres de sustancias nocivas. Además, no emiten compuestos orgánicos volátiles (COVs) ni contienen hidroclorofluorocarbonos (HCFC).

Les tissus utilisés pour la tapisserie de nos produits sont certifiés Oeko-Tex, garantissant l'absence de substances nocives. Ils n'émettent aucun composé organique volatil (COV) et ne contiennent pas d'hydroclorofluorocarbones (HCFC).

Die in unseren Produkten verwendeten Polstermaterialien sind Oeko-Tex-zertifiziert und frei von schädlichen Substanzen. Sie geben keine flüchtigen organischen Verbindungen (VOCs) ab und enthalten keine Fluorchlorkohlenwasserstoffe (HCFCs).

### EU PROGRAMME

PROGRAMAS UE  
PROGRAMME DE L'UE  
EU-PROGRAMME



Forma 5 Group is part of an EU-backed programme to develop sustainable products. Series such as Sense are candidates to be redesigned in the near future by integrating more sustainable materials, with the aim of bringing their carbon footprint as close to zero as possible.


Grupo Forma 5 es participe de un programa respaldado por la Unión Europea para desarrollar productos sostenibles. Series como Sense son candidatas a ser rediseñadas en el futuro próximo integrando materiales más sostenibles, con el objetivo de que su huella de carbono se acerque lo más posible a cero.

Le Forma 5 Group fait partie d'un programme soutenu par l'UE pour développer des produits durables. Des séries telles que Sense sont susceptibles d'être redessinées dans un avenir proche en intégrant des matériaux plus durables, dans le but de ramener leur empreinte carbone à un niveau aussi proche que possible de zéro.

Die Forma 5-Gruppe nimmt an einem von der EU unterstützten Programm zur Entwicklung nachhaltiger Produkte teil. Serien wie Sense sollen in naher Zukunft durch die Verwendung nachhaltigerer Materialien umgestaltet werden, mit dem Ziel, ihren Kohlenstoff-Fußabdruck so weit wie möglich auf Null zu bringen.

### RECYCLABILITY

RECICLABILIDAD  
RECYCLABILITÉ  
RECYCLINGFÄHIGKEIT



Around 94% of a Sense chair can be used to produce another identical unit once it reaches the end of its useful life. The same applies to its packaging, which is fully returnable, recyclable, and reusable.

Alrededor de 94% de una silla Sense podría usarse para producir otra unidad igual una vez terminada su vida útil. Mismo caso que su embalaje, totalmente retornable, reciclable y reutilizable.

Environ 94 % d'une chaise Sense peut être utilisé pour produire une autre unité identique une fois sa durée de vie terminée. Il en va de même pour son emballage, entièrement retournable, recyclable et réutilisable.

Etwa 94 % eines Sense-Stuhls können nach Ablauf seiner Nutzungsdauer zur Herstellung eines identischen neuen Stuhls verwendet werden. Dasselbe gilt für die Verpackung, die vollständig rückführbar, recycelbar und wiederverwendbar ist.

# MAINTENANCE AND CLEANING OF CHAIRS

LINES OF ACTION FOR THE CORRECT CLEANING AND MAINTENANCE OF THE DIFFERENT PARTS OF THE CHAIR, TAKING INTO ACCOUNT THE DIFFERENT MATERIALS OF WHICH IT IS COMPOSED:

## FABRICS

- 1 Vacuum regularly.
- 2 Rub with a damp cloth soaked in neutral PH soap on the stained area and test a hidden area beforehand.
- 3 Alternatively, dry foam of the type used on carpets can be used.

## PLASTIC PARTS

Rub the areas to be cleaned with a damp cloth soaked in neutral PH soap.

Under no circumstances should abrasive products be used.

## METAL PARTS

- 1 Rub the areas to be cleaned with a damp cloth soaked in neutral PH soap.
- 2 Polished aluminum parts can be recovered with polish on a dry cotton cloth to restore their initial shine.

# REGULATIONS

## CERTIFICATE

Forma 5 certifies that the Sense program has passed the tests carried out both in the internal Quality Control laboratory and in the TECNALIA Technological Research Center, obtaining "satisfactory" results in the following tests:

UNE-EN 1335-1:2001 : "Office furniture. Office chairs. Part 1: Dimensions: Determination of dimensions".

UNE-EN 1335-2:2009: 'Office furniture. Office furniture. Part 2: Safety requirements'.

UNE-EN 1335-3:2009: 'Office furniture - Office chairs. Office furniture. Part 3: Test methods'.



Developed by ITO DESIGN

