

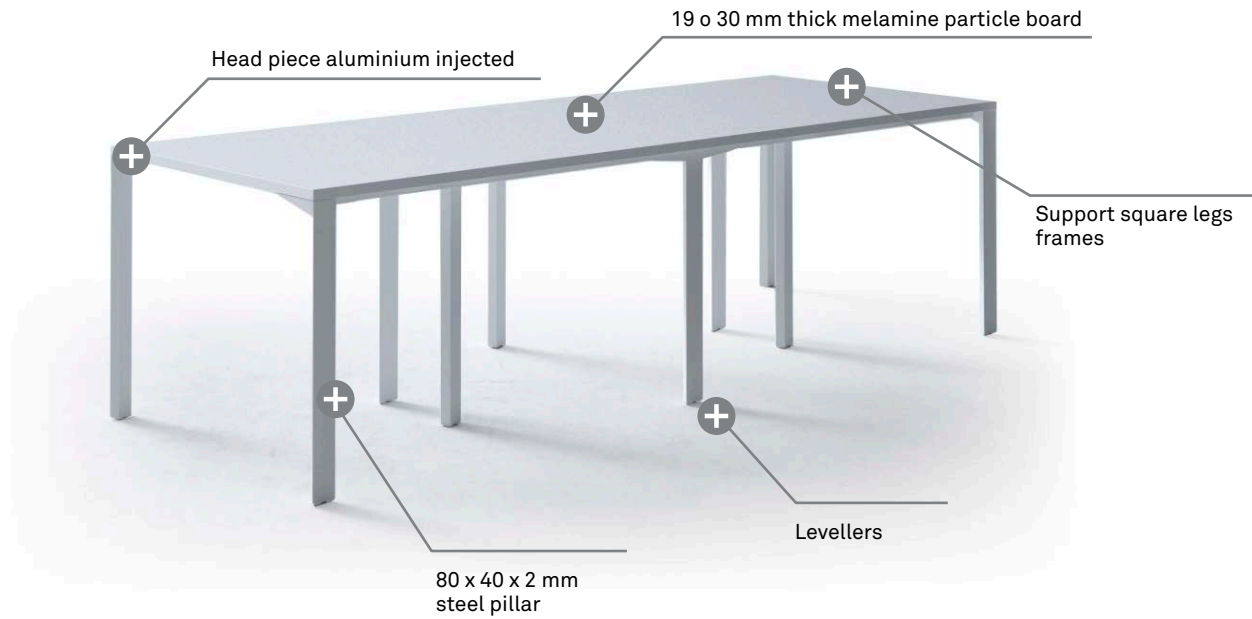
Forma 5

TECHNICAL FEATURES

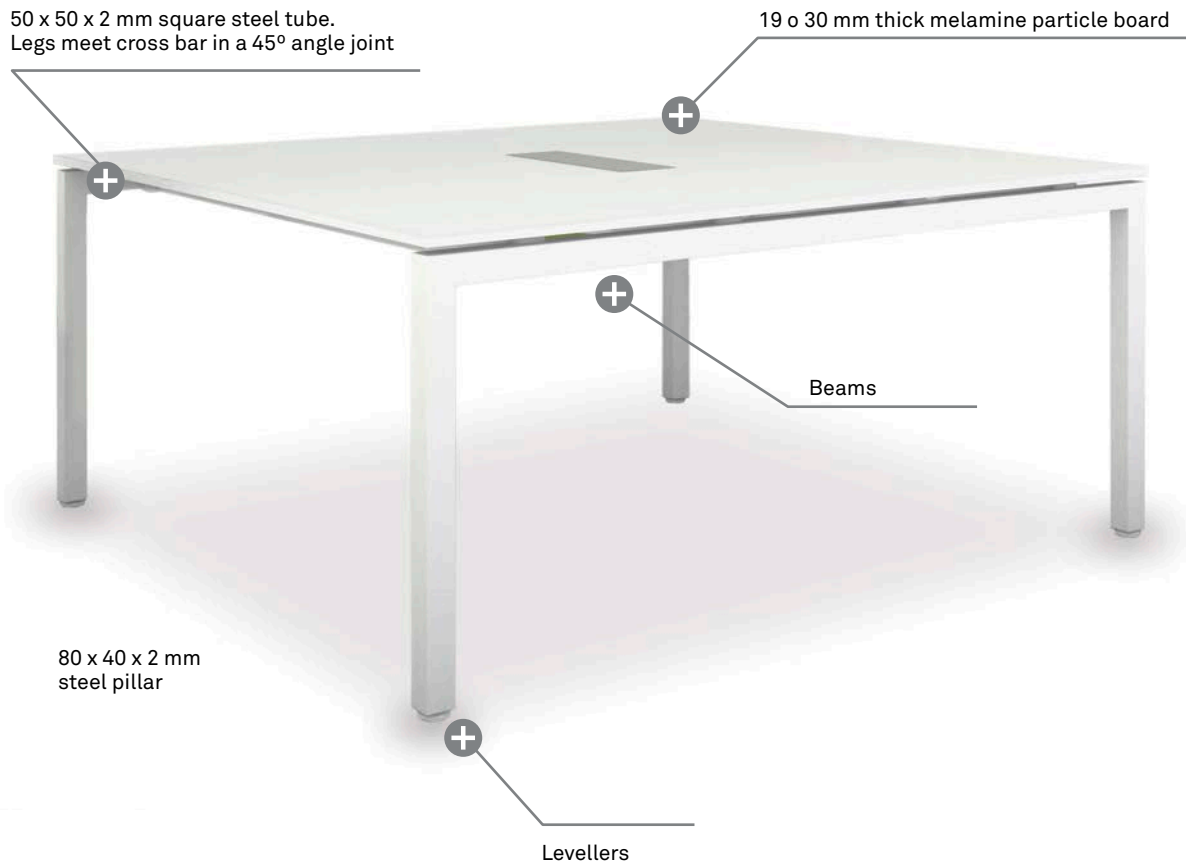
TASK MEETING TABLES



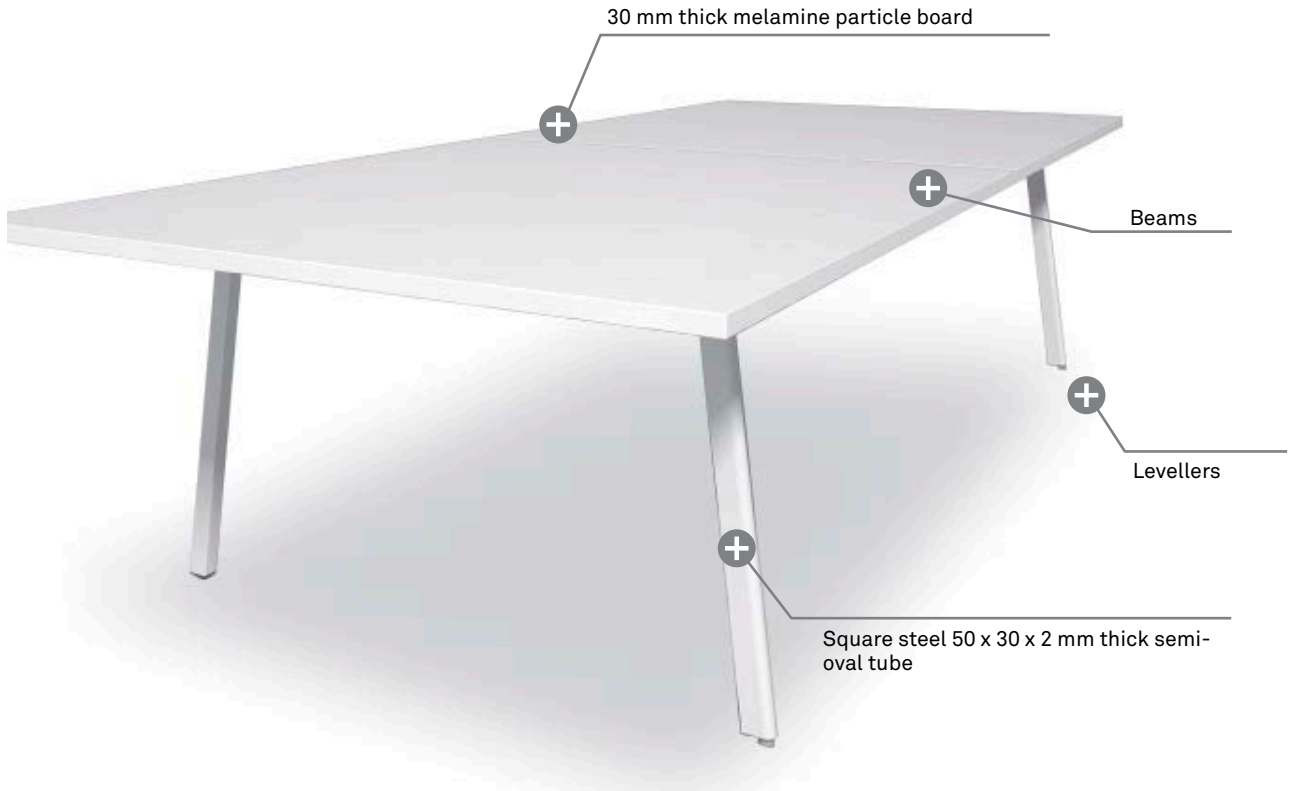
LOGOS



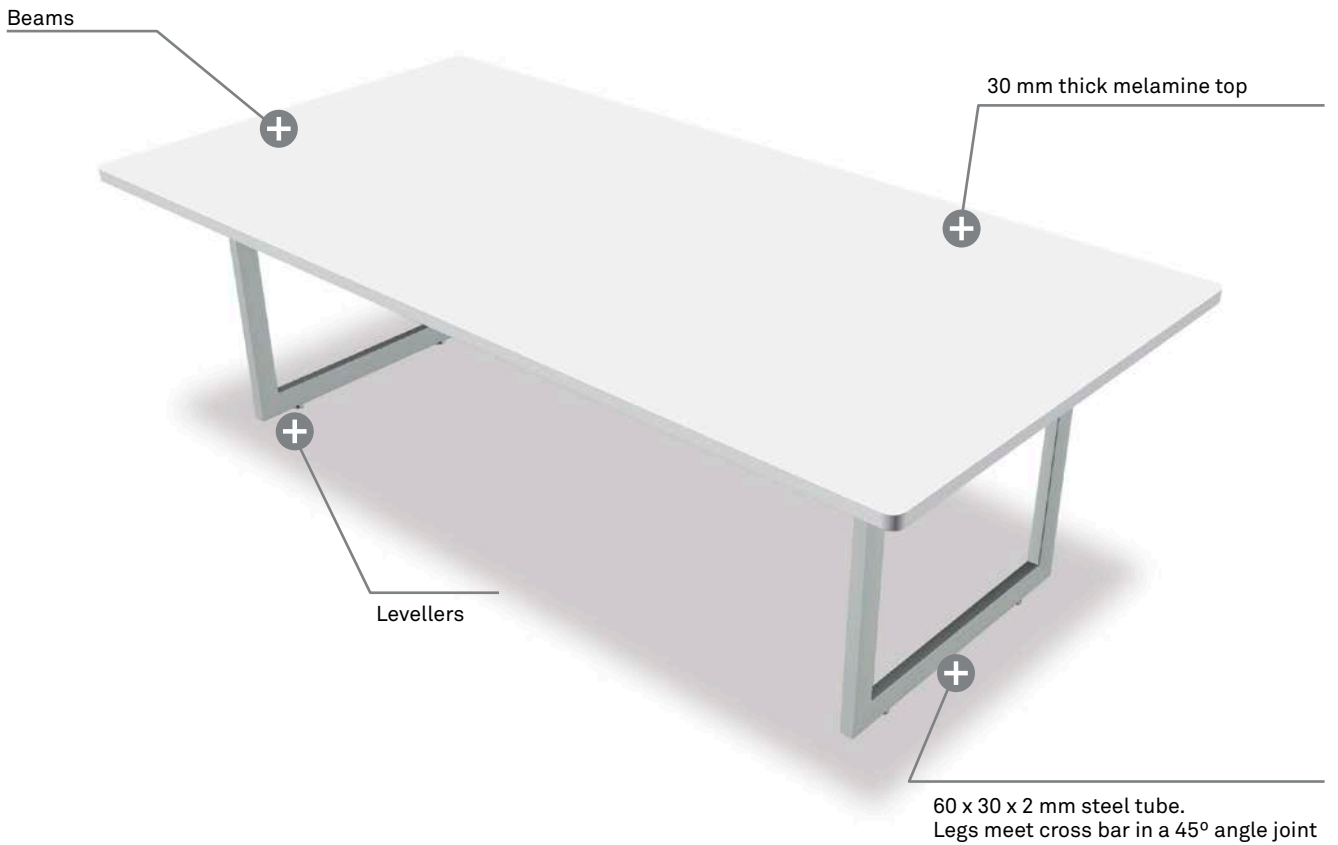
F25



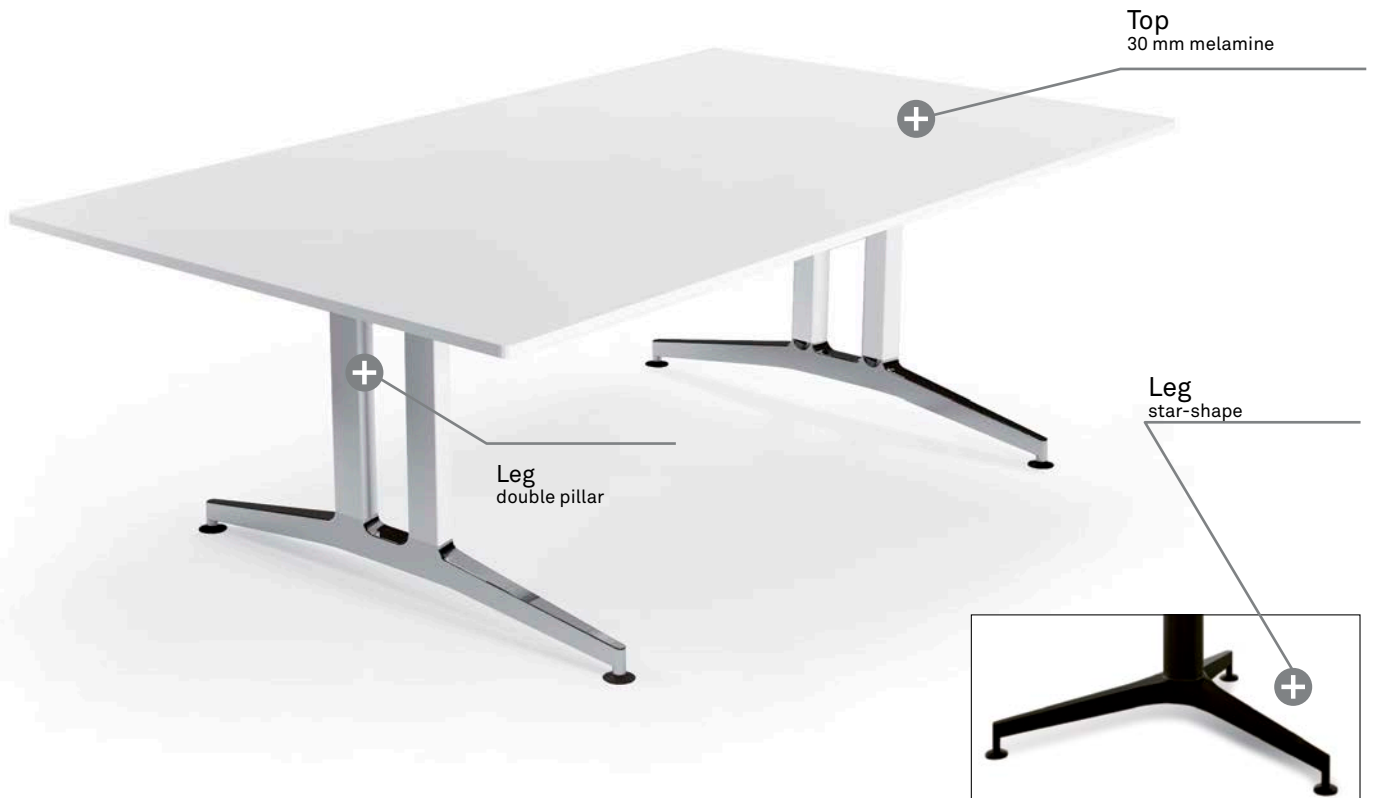
M10



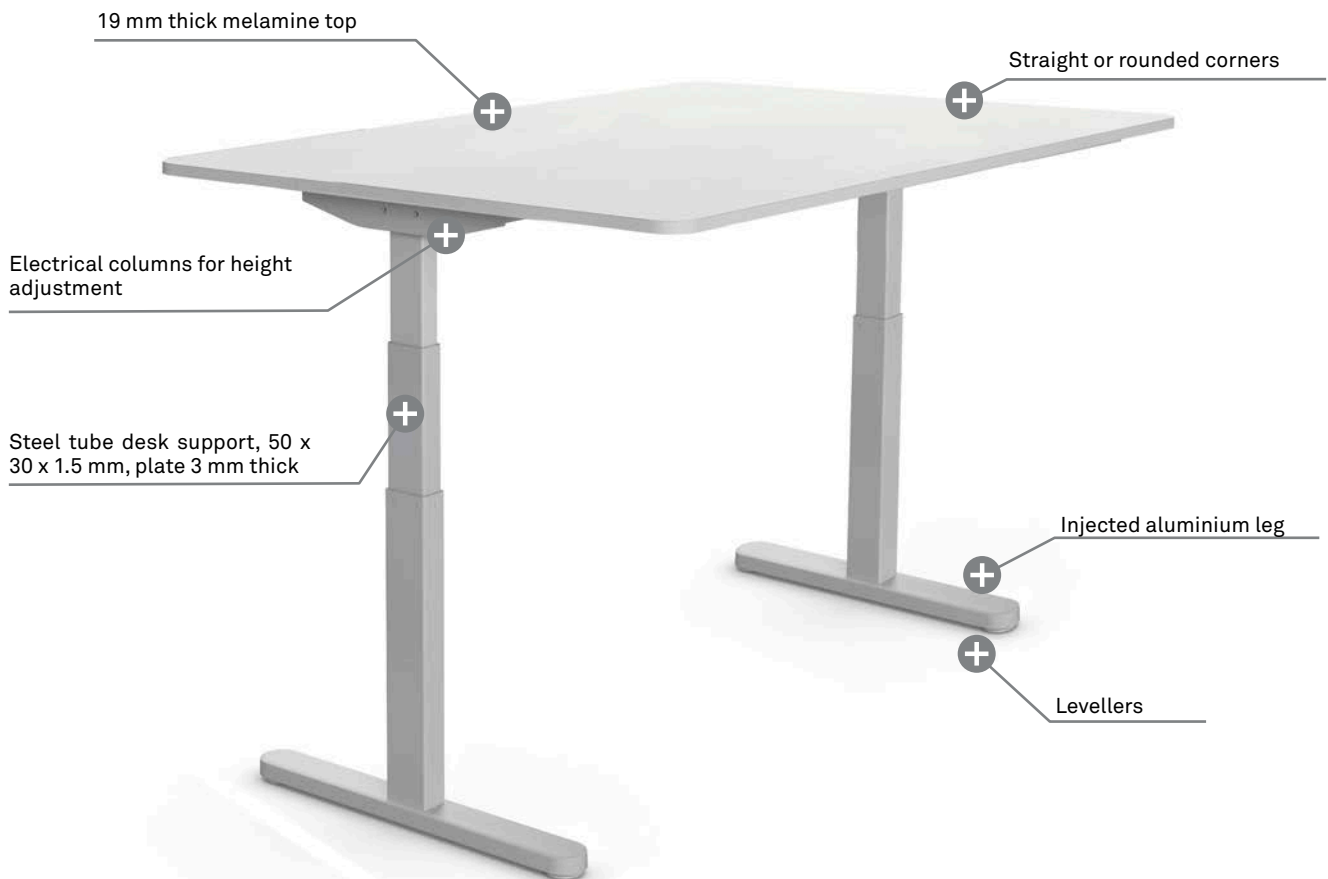
V30



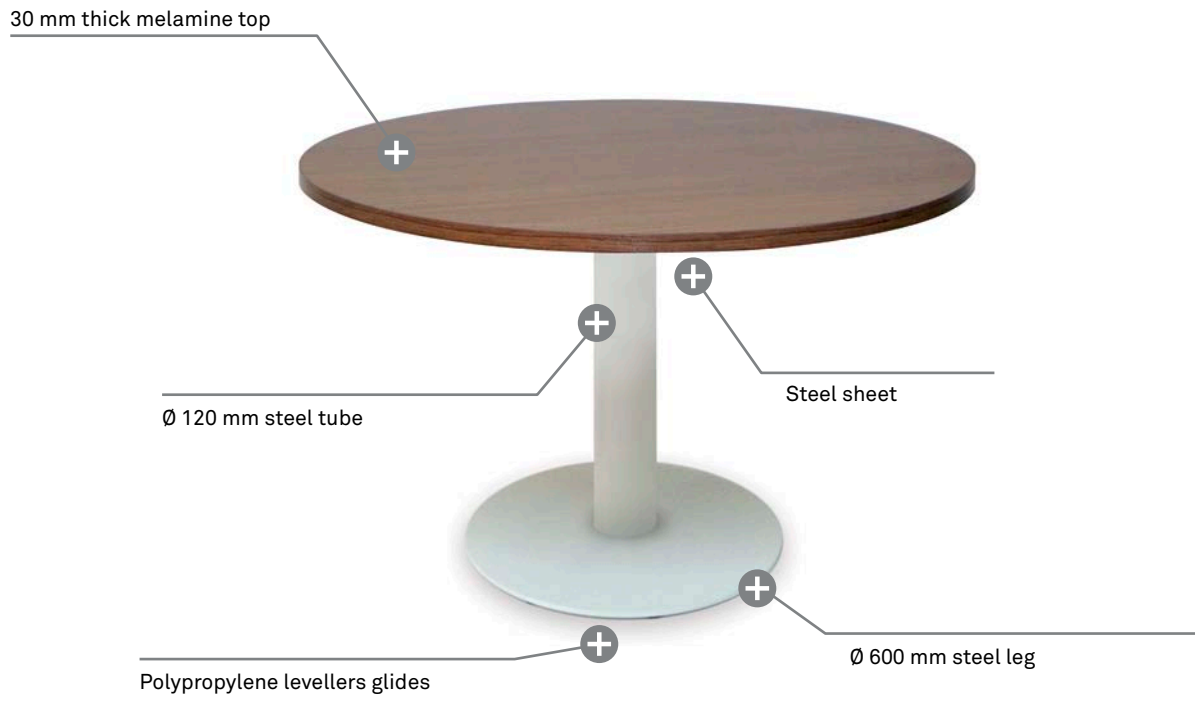
TRAVEL



SKALA



METAL LEG



ELEMENT DESCRIPTION

TOPS

19 or 30 mm thick melamine particle board. Rectangular or rounded corner shape. 2 mm thick thermofused edges around the perimeter. Drilled underneath side to allow the assembly. The quality requirements for the board are made according to the UNE-EN 312 legal terms, corresponding to P2 board. The average 30 mm thick board density is 610 kg/m³. The average 19 mm thick board density is 630 kg/m³.



19 mm




30 mm

LEGS

LOGOS LEG AND SUPPORT BEAM

Troncipyramidal shape injected aluminium head. 80 x 40 mm trapezoidal shape cold laminated steel pillar. Polypropylene glides and levellers. 100 micron epoxy powder paint.



Logos

F25 LEG FRAMES AND STRUCTURE

50 x 50 x 2 mm square steel tubes. 100 micron epoxy powder paint. Legs meet cross bar in a 45° angle joint. Floor support with levellers to keep the table surface straight. Optional height levellers.



F25

M10 LEG FRAMES AND STRUCTURE

60 x 30 x 2 mm thick semi-oval tube. 100 micron. Legs meet crossbar with a 45° angle. The leg frame has a trestle shape. Polypropylene levellers and optional height adjustment.



M10

V30: LEG FRAMES AND STRUCTURE

60 x 30 x 2 mm steel tube, cut and welded together in a 45° angle, forming a rectangle. 60 x 30 x 1,5 mm beam as table top support. 100 micron epoxy powder paint.



V30

PEDESTAL SKALA

SINGLE AND RETURN DESK: pedestals with electrified height adjustment columns electrified with maximum dimensions of 80 x 50 mm (the lower column is wider than the two upper to allow for adjustment fitting into each other).

The connection between the top and the pedestal is performed by welded structures that support the table and are formed by a rectangular steel tube 50 x 30 x 1,5 mm and folded sheet 3 mm thick. The aluminium injected leg incorporates levellers.



SKALA

METAL LEG

Ø 120 mm cold laminated steel tube. 100 micron epoxy paint finish. 300 x 300 x 5 mm steel piece placed in the upper part of the tube to fix the top. Ø 600 mm circular support base. Eight 5 mm thick glides as floor support.



Metal legs

ELEMENT DESCRIPTION

TRAVEL: LEG AND STRUCTURE

2 polypropylene levellers as floor support with inverted “T” shape. 2 types of leg frames available for meeting tables:

- 1100 mm double pillar leg for meeting tables. Inverted “T” shape, with an injected aluminium base and 4 mm average thick which support an extruded aluminium pillar with trapezoidal 2,5 mm thick section. 100 micron epoxy paint finish. This pillar has an empty interior for the vertical cable management. An extruded plastic coverage hides the interior of the pillar and the cables installed.

- Star shape leg formed by a trilobular shape injected aluminium base with 3 branches and polypropylene levellers. The base holds a 3 mm thick and Ø 110 mm cylindric extruded aluminium pillar. 100 micron epoxy paint finish. The pillar also includes a 5 mm thick square shape steel plate to support the top.



Double pillar leg



Star shape leg

CABLE MANAGEMENT

1. As for the accessibility, we highlight 2 possibilities:

- Integrated power module: optional electrification system which is installed in the top and allows 3 outlets in the same surface (342 x 76 mm). This scuhko is available with the same standard international cable management or UK system.
- Aluminium top access: aluminium part overall dimensions 367 x 127 x 33 mm. Extruded tap aluminium 348 x 89 mm and 4 mm average thickness. Aluminium injection inner piece average thickness 2.5 mm.
- Polyamide top access: polyamide part outer dimensions are 245 mm x 125 mm x h: 25 mm. The inner has a gap of 225mm x 90mm for the cable management. Set of two pieces made of polyamide with 10% glass fiber and 20% microspheres.
- Square desk grommets: ABS tap of 94 x 94 mm and polished finish. Polypropylene piece Ø 80 mm inner. Height 25 mm (2 mm over top).
- Some references can have “as special order” a wooden top access with double opening and an option of cable management with 8 sockets. This top access is composed of: Profile made of aluminum with anodized or black finish also be inserted into the worksurface with a matching flush access flap. The unit has a double opening which provides access to cable both above and below the worksurface. In the lower tray can be installed optionally two power modules that can be find them on this Forma 5 Price List. The unit can be installed into a 14mm or 25mm thick table top. Overall dimensions 205 x 70 mm x h 45 mm.



Integrated power module



Aluminium top access



Polyamide top access



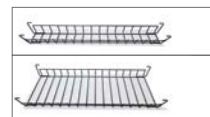
Square desk grommets



Top access with double opening



Metal transversale cable tray




Removable wire cable trays



Removable metal double cable tray



Polypropylene cable trays



Polypropylene wire cable trays

2. As for the distribution, we highlight:

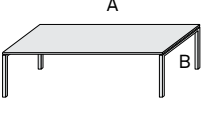
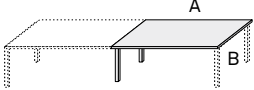
- Metal transversale cable tray: 1,5 mm thick blank folded sheet tray. Dimensions 463 x 136 x 124 mm. Folds for fixing between beams.
- Removable wire cable trays: electrowelded wire tray Ø 5 mm rod. Fix to the tap by metal plates.
- Removable metal double cable tray: 1,2 mm thick folded sheet tray. Dimensions 1200/1000 x 338 mm. Polyamide pieces for subjection to beam. Overall dimensions of the set: 1200/1000 x 489.3 x 142.5 mm.
- Polypropylene cable tray: variable thick polypropylene tray. Overall dimensions 365 x 165 x 150 mm. Fixation to top directly by screws.
- Polypropylene wire cable tray: variable thick polypropylene tray. Overall dimensions 472 x 360 x 114 mm. Fixation to beams by folds in the mold. It is possible to screw it to the top.
- The vertical cable management is performed through a metal pillar or a vertebral kit.

CONFIGURATIONS AND DIMENSIONS

LOGOS

	ROUNDED CORNERS SQUARE TABLE	A x B x h	19 mm top 110 x 110 x 72,4	30 mm top 110 x 110 x 73,5
	SQUARE TABLE	A x B x h	19 mm top 140 x 140 x 72,4	30 mm top 140 x 140 x 73,5
	RECTANGULAR TABLE	A x B x h	19 mm top 160 x 120 x 72,4	30 mm top 240 x 120 x 73,5 200 x 120 x 73,5 160 x 120 x 73,5
	RECTANGULAR ADD-ON TABLE	A x B x h	19 mm top 160 x 120 x 72,4	30 mm top 160 x 120 x 73,5

F25

	RECTANGULAR TABLE	A x B x h A x B x h	19 mm top 240 x 114 x 74 200 x 114 x 74 180 x 162 x 74 160 x 162 x 74	30 mm top 240 x 114 x 74 200 x 114 x 74 180 x 162 x 74 160 x 162 x 74
	ADD-ON RECTANGULAR TABLE	A x B x h	19 mm top 240 x 114 x 74 200 x 114 x 74 180 x 162 x 74 160 x 162 x 74	30 mm top 240 x 114 x 74 200 x 114 x 74 180 x 162 x 74 160 x 162 x 74

CONFIGURATIONS AND DIMENSIONS

M10

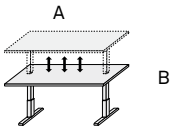
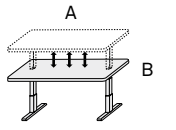
	<p>ROUND TABLE 30 mm top</p>	<p>Ø x h</p>	<p>110 x 74</p>
	<p>SQUARE TABLE WITH ROUNDED CORNERS 30 mm top</p>	<p>A x B x h</p>	<p>120 x 120 x 74</p>
	<p>RECTANGULAR TABLE WITH ROUNDED CORNERS 30 mm top</p>	<p>A x B x h</p>	<p>240 x 120 x 74 200 x 120 x 74</p>
	<p>RECTANGULAR TABLE 30 mm top</p>	<p>A x B x h</p>	<p>200 x 166 x 74 180 x 166 x 74 160 x 166 x 74</p>
	<p>RECTANGULAR TABLES SET 30 mm top</p>	<p>A x B x h</p>	<p>400 x 166 x 74 360 x 166 x 74 320 x 166 x 74</p>

V30

	<p>SQUARE TABLE WITH ROUNDED CORNERS 30 mm top</p>	<p>A x B x h</p>	<p>120 x 120</p>
	<p>RECTANGULAR TABLE WITH ROUNDED CORNERS 30 mm top</p>	<p>A x B x h</p>	<p>240 x 120 x 74 200 x 120 x 74</p>
	<p>RECTANGULAR TABLE 30 mm top</p>	<p>A x B x h</p>	<p>200 x 166 x 74 180 x 166 x 74 160 x 166 x 74</p>
	<p>RECTANGULAR TABLES SET 30 mm top</p>	<p>A x B x h</p>	<p>400 x 166 x 74 360 x 166 x 74 320 x 166 x 74</p>

CONFIGURATIONS AND DIMENSIONS

SKALA

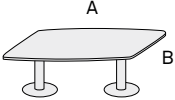
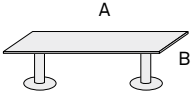
	<p>MEETING TABLES WITH ELECTRICAL SYSTEM, STRAIGHT CORNERS 19 mm top</p>	<p>A x B x h</p>	<p>200 x 100 x 65-125</p>
	<p>MEETING TABLES WITH ELECTRICAL SYSTEM, ROUNDED CORNERS 19 mm top</p>	<p>A x B x h</p>	<p>200 x 100 x 65-125</p>

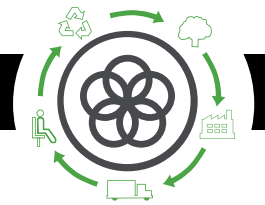
TRAVEL

	<p>RECTANGULAR TABLE - DOUBLE LEG 30 mm top</p>	<p>A x B x h</p>	<p>240 x 140 x 75 160 x 140 x 75 200 x 140 x 75</p>
	<p>OVAL TABLE - DOUBLE LEG 30 mm top</p>	<p>A x B x h</p>	<p>240 x 140 x 75 160 x 140 x 75 200 x 140 x 75</p>
	<p>BARREL TABLE - DOUBLE LEG 30 mm top</p>	<p>A x B x h</p>	<p>240 x 140 x 75 160 x 140 x 75 200 x 140 x 75</p>
	<p>RECTANGULAR TABLE - STAR LEG 30 mm top</p>	<p>A x B x h</p>	<p>240 x 125 x 75 240 x 110 x 75</p>
	<p>OVAL TABLE - STAR LEG 30 mm top</p>	<p>A x B x h</p>	<p>240 x 125 x 75 240 x 110 x 75</p>
	<p>BARREL TABLE - STAR LEG 30 mm top</p>	<p>A x B x h</p>	<p>240 x 125 x 75 240 x 110 x 75</p>
	<p>ROUND TABLE - STAR LEG 30 mm top</p>	<p>Ø x h</p>	<p>125 x 75 110 x 75</p>

CONFIGURATIONS AND DIMENSIONS

METAL LEG

	<p>ROUND TABLE 30 mm top</p>	<p>Ø x h</p>	<p>90 x 74,4 110 x 74,4</p>	<p>125 X 74,4</p>
	<p>BARREL TABLE 30 mm top</p>	<p>A x B x h</p>	<p>200 x 110 x 74,4 240 x 110 x 74,4</p>	
	<p>OVAL TABLE - ONE TABLE 30 mm top</p>	<p>A x B x h</p>	<p>200 x 110 x 74,4 240 x 110 x 74,4</p>	
	<p>OVAL TABLE - TWO TABLES 30 mm top</p>	<p>A x B x h</p>	<p>300 x 110 x 74,4 350 x 110 x 74,4</p>	<p>400 x 110 x 74,4 480 x 110 x 74,4</p>
	<p>RECTANGULAR TABLE - ONE TABLE</p>	<p>A x B x h</p>	<p>200 x 110 x 74,4 240 x 110 x 74,4</p>	
	<p>RECTANGULAR TABLE - TWO TABLES</p>	<p>A x B x h</p>	<p>300 x 110 x 74,4 350 x 110 x 74,4</p>	<p>400 x 110 x 74,4 480 x 110 x 74,4</p>



Life Cycle Analysis
Task Meeting Tables



Raw Materials

	LOGOS		F25		M10		V30		TRAVEL		SKALA		METAL LEG	
	Kg	%	Kg	%	Kg	%	Kg	%	Kg	%	Kg	%	Kg	%
RAW MATERIALS														
Steel	10,96	20	17,63	46	30,67	52	30,06	47	3,20	5	17,71	33,48	43,02	49
Plastic	0,57	1	0,87	2	0,64	1	0,69	1	0,65	1	1,63	3,18	0,87	1
Wood	40,58	74	20,09	52	27,16	47	33,7	52	48,88	79	18,14	35,36	43,90	50
Aluminium	2,88	5	—	—	—	—	—	—	9,00	15	2,03	3,96	—	—

% Recycled material= 64% (Logos) - 57% (F25) - 52% (M10) - 58% (V30) - 67% (Travel) - 40% (Skala) - 56% (Metal leg)

% Recyclable materials=99,9% of product recyclability - Easy unpacking

Ecodesign

Results reached during the life cycle stages



MATERIALS

Wood

70% of the wood material is recycled, has PEFC/FSC and complies within the E1 standard.

Steel

15%-99% recycled material.

Plastic

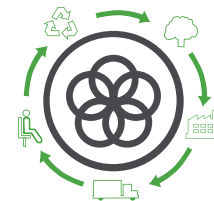
30%-40% recycled material.

Paintings

Podwer painting without COV emissions

Packings

100% recyclable with inks with no solvents.



PRODUCTION

Raw materials use optimization

Board, upholstery and steel tubes cut.

Renewable energies use

reducing the CO2 emissions. (Photovoltaic pannels)

Energy saving measures

in all production process

COV global emission reduction

of the production processes by 70%.

Podwer painting

ecoverly of 93% of the non deposited painting

Glue removal from the upholstery

The facilities

have an internal sewage for liquid waste.

Green points

at the factory

100% waste recycling

at production process ans dangerous waste special treatment.



TRANSPORT

Cardboard use opmitization

of the packings

Cardboard and packing materials use reduction

Flat packings and small bulks

to optimize the space.

Solid waste compacter

which reduces transport and emissions.

Light volumes and weights

Transport fleet renewal

reducing by 28% the fuel consumption.

Suppliers area reduction

Local market power and less pollution at transport.



USE

Easy maintenance and cleaning

without solvents.

Forma 5 guarantee

The highest quality

for materials to provide a 10 year average life of the product.

Useful life optimization

of the product due to a standarized and modular design.

The boards

with no E1 particle emission.



END LIFE

Easy unpacking

for the recyclability or compound reuse.

Piece standarization

for the use.

Recycled materials used for products (% recyclability):

Wood is 100% recyclable.

Steel is 100% recyclable.

Plastics are from 70 to 100% recyclable.

With no air or water pollution

while removing waste.

Returnable, recyclable and reusable packing

MAINTENANCE AND CLEANING GUIDE

MELAMINE PIECES

Rub the dirty spots with a wet cloth with PH neutral soap.

PLASTIC PIECES

Rub the dirty spots with a wet cloth with PH neutral soap.

METAL PIECES

- 1 Rub the dirty spots with a wet cloth with PH neutral soap.
- 2 Polished aluminium pieces can have their polish bak by covering and rubbing them with a dry cottom cloth.

Do not use abrasive products in any case.

LOGOS - Developed by TANDEM COMPANY

F25 - Developed by TANDEM COMPANY

M10 - Developed by MARIO RUIZ

V30 - Developed by JOSEP LLUSCÁ

TRAVEL - Developed by R&D FORMA 5

SKALA - Developed by TANDEM COMPANY

PIÈTEMENT MÉTALLIQUE - Developed by R&D FORMA 5