


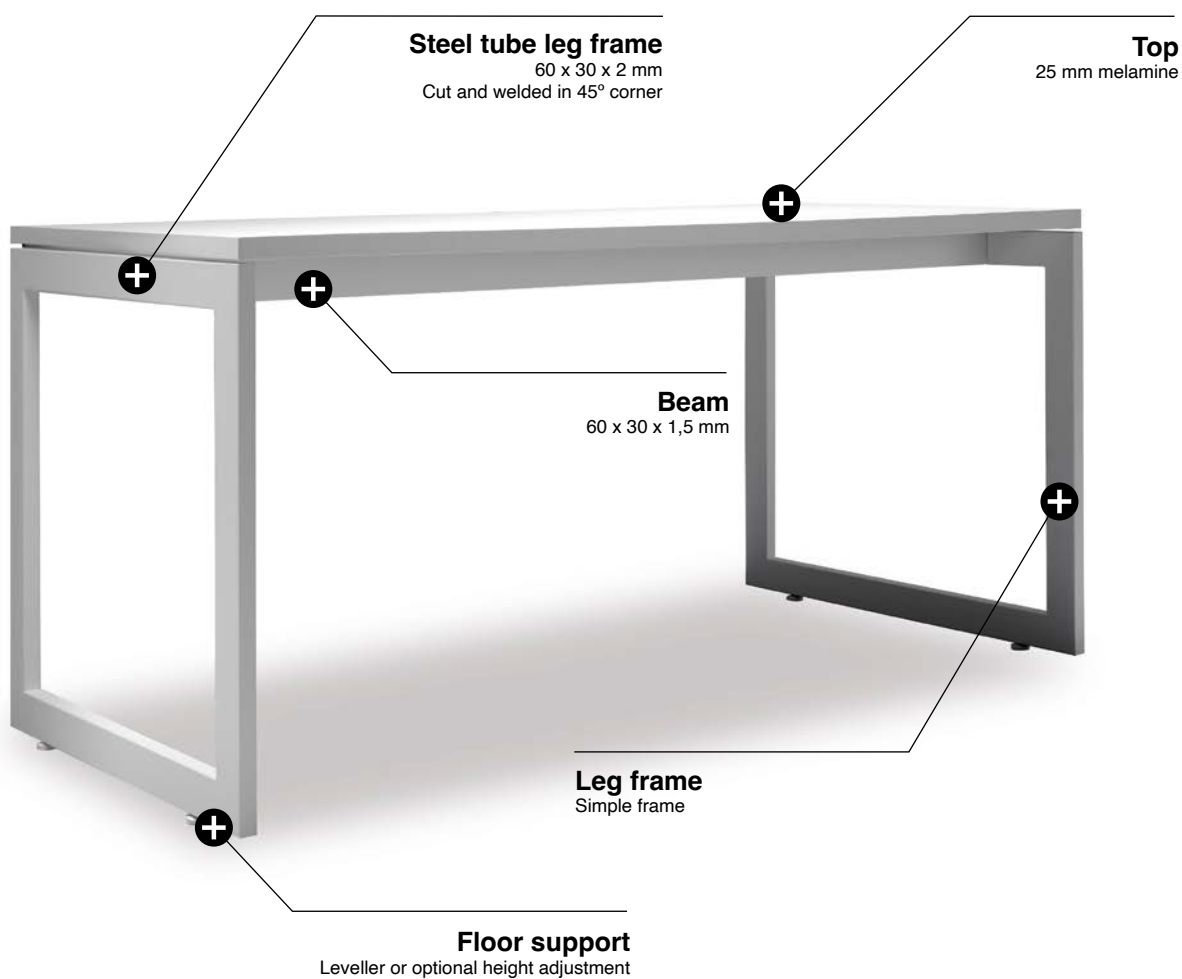
Forma 5

TECHNICAL FEATURES

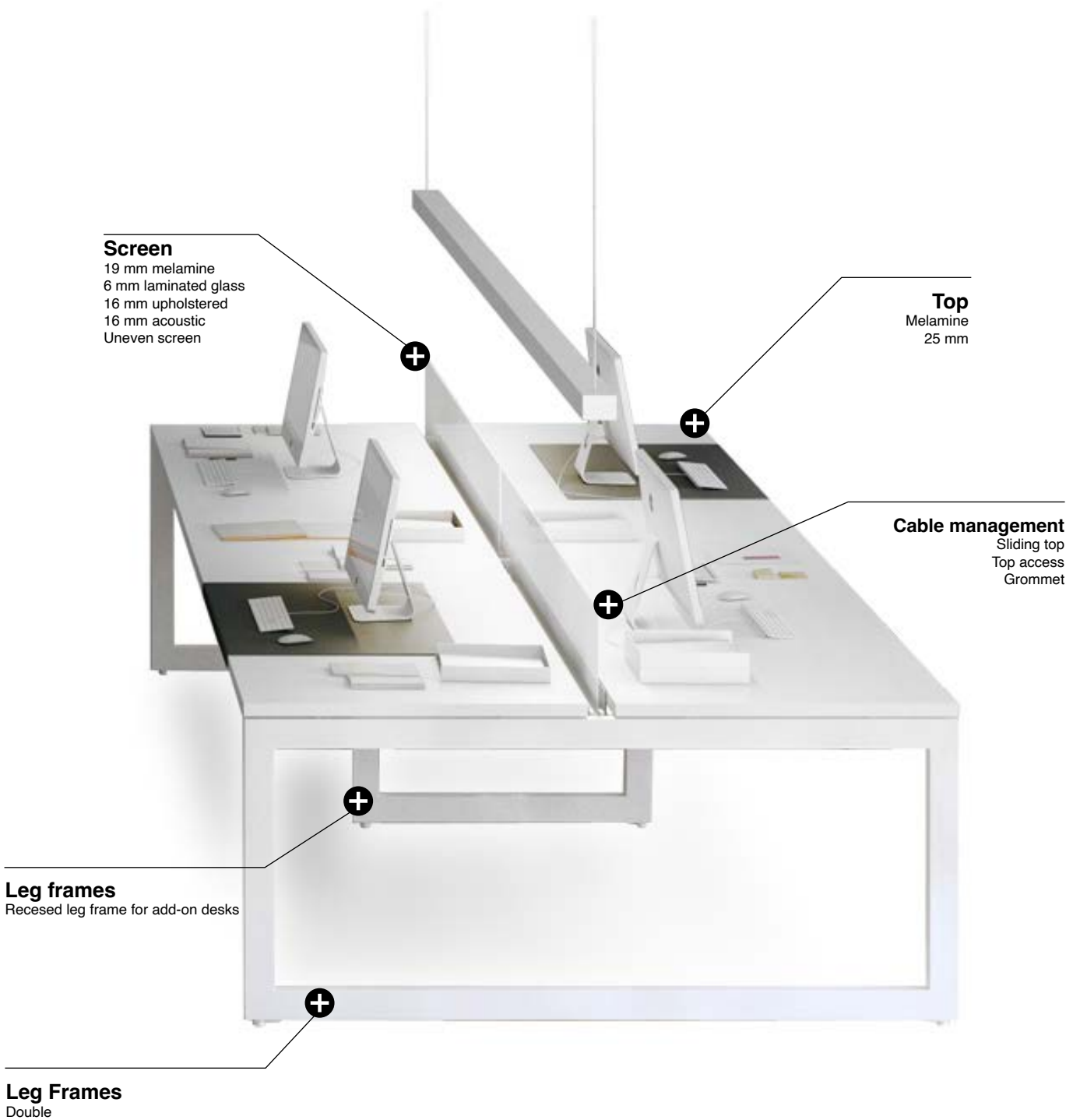
V30



For anti-electrostatic solutions, please ask us the conditions.

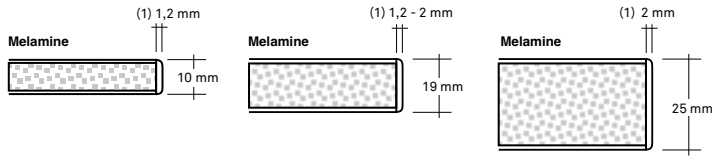


BENCH DESK



ELEMENT DESCRIPTION

BOARD



EDGE WIDTH	10 mm BOARD	19 mm BOARD	25 mm BOARD
1,2 mm ⁽¹⁾	Side screen Cabinet door (1 sliding door)	Drawer front, cabinet door (2 sliding doors) Cabinet top, side, floor and shelve	
2 mm ⁽¹⁾		Screen	Desk top

TOPS

Melamine: 25 mm thick melamine particle board. 2 mm thick melamine particle board. 2 mm thick thermofused edges around the perimeter. Drilled underneath to allow a correct assembly. The quality requirements for the board are made according to the UNE-EN 312 legal terms, corresponding to P2 board. The average 25 mm thick board density is 595 kg/m³.



LEG FRAMES

60 x 30 x 2 mm steel tube, cut and welded together in a 45° angle, forming a rectangle. 60 x 30 x 1,5 mm beam as desk top support. 100 micron epoxy paint layer. This program includes three types of leg frames: simple (for single desks), double (for bench desks) and add-on leg frames (for bench desks). The last type provides longitudinal growth for add-on desks, as it is shorter than the bench desk side where it is installed, it facilitates the access to the complements.



DETAILS




Sliding top. The desk height grows up 7 mm.



Cable management pillar.



CPU holder.



Modesty panels.



Height adjustment (650 - 850 mm).



Cable management trays.

ELEMENT DESCRIPTION

DESK SCREENS



MELAMINE DESK SCREEN

19 mm thick particle board with 2 mm thermofused edges around the perimeter. Fixed to the framework with specific fittings.



GLASS DESK SCREEN

6 mm (3 + 3 mm) laminated glass with inner butyral sheet. Polished edges and rounded corners. Fixed to the framework by specific fittings.



UPHOLSTERED DESK SCREEN

16 mm thick particle board base with both sides upholstered, fixed to the framework by specific fittings. Sewings at laterals.



UNEVEN DESK SCREEN

A 3 mm steel sheet beam with an inverted "V" shape that supports 4 different parts, whose dimensions are: 30 x 381 mm, 480 x 381 mm, 730 x 281 mm and 480 x 281 mm. 2 finishes options: 5 mm thick fiber board and 20 kg/m³ high density foam with 5 mm thick on each side of the part, later upholstered with Forma 5 fabrics; or 10 mm thick fiber board with melamine cover. The screen parts have 280 mm height and 170 mm over the desk and are placed in triangle exchanging heights and colours.



UPHOLSTERED ACOUSTIC DESK SCREEN

16 mm thick particleboard base covered with a 5 mm thick foam cover with 60 Kg/m³ density and upholstered on both sides. Double perimeter seam. Fixing to the structure of the desk by specific fittings.

FABRIC METERS

	Desks 180 width	Desks 160 width	Desks 140 width	Desks 120 width
Front screen	1,9 m	1,7 m	1,5 m	1,3 m
Uneven screen	1,3 m	1,3 m	1,0 m	-
	Desks 162 depth	Desks 80 depth	Fabric meters for 1 unit. For other units, consult if possible the fabric optimization.	
Side screen	1,8 m	1,00 m		

MODESTY PANELS



MELAMINE MODESTY PANELS


19 mm thick particles board with 1,2 mm thick thermofused edges in its whole perimeter fixed to the framework with specific fittings hidden under the desk.




METAL MODESTY PANELS

Drilled steel modesty panel with powder epoxy paint finished 220°C polymerized (1,5 mm thick) and engraved texture. Hanging from the front beam. Depending on the program and the modesty panel position in relation with the cable management, we have references for:


⚠ COMPATIBILITIES WITH CABLE MANAGEMENT



Modesty panels non compatibles with cable management. Hidden beam.



Modesty panels compatibles with cable management. Trays and beams from the desk front. Modesty panel is placed behind them.



Modesty panels compatibles with cable management. Trays and beams from the desk front. Modesty panel is placed in front of them.

ELEMENT DESCRIPTION

CABLE MANAGEMENT

ACCESSORIES FOR DESK SURFACE



ALUMINIUM TOP ACCESS

Aluminium part overall dimensions 367 x 127 x 33 mm. Extruded tap aluminium 348 x 89 mm and 4 mm average thickness. Aluminium injection inner piece average thickness 2.5 mm.



SQUARE DESK GROMMETS

ABS tap of 94 x 94 mm and polished finish. Polypropylene piece Ø 80 mm inner. Height 25 mm (2 mm over top).



POLYAMIDE TOP ACCESS

Polyamide part outer dimensions are 245 mm x 125 mm x h: 25 mm. The inner has a gap of 225mm x 90mm for the cable management. Set of two pieces made of polyamide with 10% glass fiber and 20% microspheres.



SLIDING TOP KIT


Set of five plastic POM and polyamide pieces that allows slide the desk top over the structure to access to the electrification located under the desk top. Ordering 1 sliding top kit for single desk, 2 kits for bench desk, one for each desk top.

HORIZONTAL CABLE DRIVING



METAL TRANSVERSALE CABLE TRAY

1,5 mm thick blank folded sheet tray. Dimensions 463 x 136 x 124 mm. Folds for fixing between beams.



POLYPROPYLENE CABLE TRAY

Variable thick polypropylene tray. Overall dimensions 365 x 165 x 150 mm. Fixation to top directly by screws.




REMOVABLE METAL TRANSVERSALE CABLE

1,2 mm thick folded sheet metal tray, with final piece and fastening polyamide clamp to beam. Sheet dimensions: 920/720 x 121.9 x 98.3 mm. Overall dimensions: 1000/800 x 195.4 x 133.4 mm.




METAL CABLE TRAY TO SERVICE POWER

Metal cable tray to service power outlet, made of steel sheet, 1,2 mm thickness and 300 mm in length. Possibility of setting a power block. Fixing in the desk top with wooden screws. outlet



REMOVABLE WIRE CABLE TRAYS

Electrowelded wire tray Ø 5 mm rod. Fix to the tap by metal plates.



POLYPROPYLENE WIRE CABLE TRAY

Variable thick polypropylene tray. Overall dimensions 472 x 360 x 114 mm. Fixation to beams by folds in the mold. It is possible to screw it to the top.



REMOVABLE METAL DOUBLE CABLE TRAY

1,2 mm thick folded sheet tray. Dimensions 1200/1000 x 338 mm. Polyamide pieces for subjection to beam. Overall dimensions of the set: 1200/1000 x 489.3 x 142.5 mm.

VERTICAL CABLE DRIVING



METAL CABLE PILLAR

1,5 mm thick metal pillar. Section 71 x 70 mm, base 160 x 160 mm. Overall height 572.5 mm.



CABLE SPINE FOR ELECTRIFICATION

Spiral thermoplastic material, anchored to the top by screws and to the ground with a pedestal base. Silver gray finish.

ADDITIONAL ACCESSORIES



ADJUSTABLE CPU CABINET

Support folded metal sheet, 2 mm thick. Adjustable height and width to suit different dimensions. Screwed to desk top. Flexible polyurethane protections to prevent vibration and to ensure an optimal fit.



4 WAY POWER BLOCK

16A 250V sockets for 3 x 1.5 mm² power cable.



3 WAY POWER BLOCK WITH 2X RJ45 DATA

16A 250V sockets for 3 x 1.5 mm² power cable.

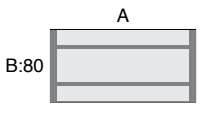
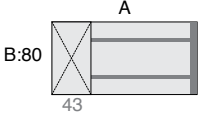
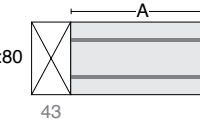


POWER CABLE AND EXTENSION CABLE

3 x 1,5 mm² cable 250V 16A with grounding.

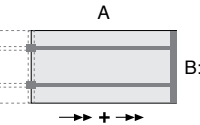
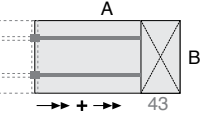
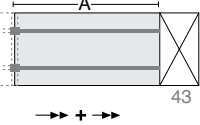
CONFIGURATIONS AND DIMENSIONS

V30 - DESKS CLÁSSIC

	<p>RECTANGULAR DESK</p>	<p>A x B</p>	<p>180 x 80 166 x 80 160 x 80 140 x 80 120 x 80</p>
	<p>RECTANGULAR DESK - SUPPORT 43 WIDTH PEDESTAL OR CABINET FOR SYSTEM</p>	<p>A x B</p>	<p>180 x 80 160 x 80 140 x 80</p>
	<p>RECTANGULAR DESK - SUPPORT 43 WIDTH PEDESTAL OR CABINET FOR SYSTEM, DESK HEIGHT</p>	<p>A x B</p>	<p>180 x 80 160 x 80 140 x 80 120 x 80</p>

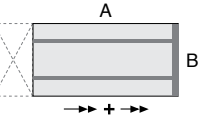
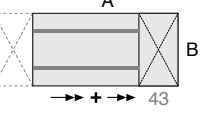
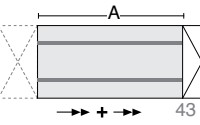
TOP 25 mm
h: 73,5 cm

V30 - ADD-ON DESKS, LEG FRAME LINKING

	<p>RECTANGULAR DESK</p>	<p>A x B</p>	<p>180 x 80 160 x 80 140 x 80 120 x 80</p>
	<p>RECTANGULAR DESK - SUPPORT 43 WIDTH PEDESTAL OR CABINET FOR SYSTEM</p>	<p>A x B</p>	<p>180 x 80 160 x 80 140 x 80</p>
	<p>RECTANGULAR DESK - SUPPORT 43 WIDTH PEDESTAL OR CABINET FOR SYSTEM, DESK HEIGHT</p>	<p>A x B</p>	<p>180 x 80 160 x 80 140 x 80 120 x 80</p>

TOP 25 mm
h: 73,5 cm

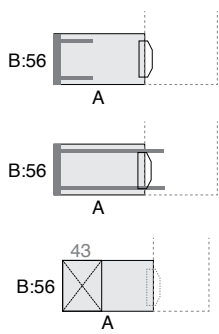
V30 - ADD-ON DESKS, SUPPORT PEDESTAL LINKING

	<p>RECTANGULAR DESK</p>	<p>A x B</p>	<p>180 x 80 160 x 80 140 x 80 120 x 80</p>
	<p>RECTANGULAR DESK - SUPPORT 43 WIDTH PEDESTAL OR CABINET FOR SYSTEM</p>	<p>A x B</p>	<p>180 x 80 160 x 80 140 x 80</p>
	<p>RECTANGULAR DESK - SUPPORT 43 WIDTH PEDESTAL OR CABINET FOR SYSTEM, DESK HEIGHT</p>	<p>A x B</p>	<p>180 x 80 160 x 80 140 x 80 120 x 80</p>

TOP 25 mm
h: 73,5 cm

CONFIGURATIONS AND DIMENSIONS

V30 - RETURN DESKS



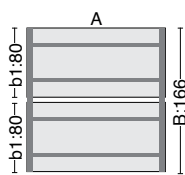
RETURN DESKS

A x B

100 x 56
80 x 56

TOP 25 mm
h: 73,5 cm

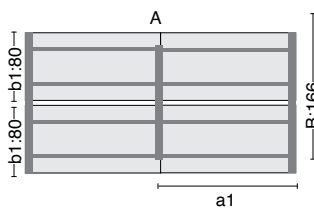
V30 - BENCH DESKS



BENCH DESK 2 POSITIONS

A x B/b1

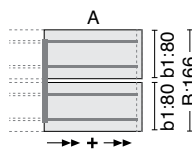
180 x 166/80
160 x 166/80
140 x 166/80
120 x 166/80



BENCH DESK 4 POSITIONS

A/a1 x B/b1

360/180 x 166/80
320/160 x 166/80
280/140 x 166/80
240/120 x 166/80

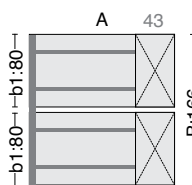


ADD-ON DESK - LEG FRAMES SUPPORT

A x B/b1

180 x 166/80
160 x 166/80
140 x 166/80
120 x 166/80

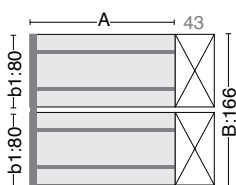
TOP 25 mm
h: 73,5 cm



BENCH DESK - SUPPORT 43 WIDTH PEDESTAL OR CABINET FOR SYSTEM

A x B/b1

180 x 166/80
160 x 166/80
140 x 166/80



BENCH DESK - SUPPORT 43 WIDTH PEDESTAL OR CABINET FOR SYSTEM, DESK HEIGHT

A x B/b1

180 x 166/80
160 x 166/80
140 x 166/80
120 x 166/80

TOP 25 mm
h: 73,5 cm

CONFIGURATIONS AND DIMENSIONS

V30 - BENCH DESKS

	<p>4 POSITIONS BENCH DESK - 43 WIDTH PEDESTAL OR CABINET FOR SYSTEM</p> <p>A/a1 x B/b1</p>	<p>360/180 x 166/80 320/160 x 166/80 280/140 x 166/80</p>
	<p>4 POSITIONS BENCH DESK - 43 WIDTH PEDESTAL OR CABINET FOR SYSTEM, DESK HEIGHT</p> <p>A/a1 x B/b1</p>	<p>360/180 x 166/80 320/160 x 166/80 280/140 x 166/80 240/120 x 166/80</p>

TOP 25 mm
h: 73,5 cm

	<p>ADD-ON DESK - SUPPORT 43 WIDTH PEDESTAL OR CABINET FOR SYSTEMS</p> <p>A x B/b1</p>	<p>180 x 166/80 160 x 166/80 140 x 166/80</p>
	<p>ADD-ON DESK - SUPPORT 43 WIDTH PEDESTAL OR CABINET FOR SYSTEMS, DESK HEIGHT</p> <p>A x B/b1</p>	<p>180 x 166/80 160 x 166/80 140 x 166/80 120 x 166/80</p>

TOP 25 mm
h: 73,5 cm

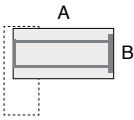
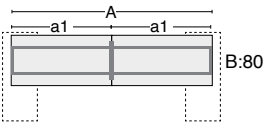
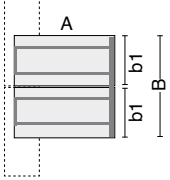
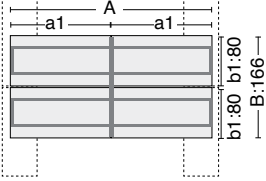
V30 - BENCH DESK LINKS

	<p>FINAL LINK</p> <p>A x B</p>	<p>45 x 166</p>
--	--------------------------------	-----------------

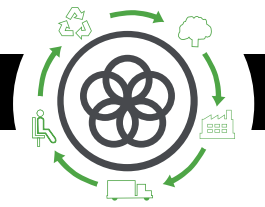
TOP 25 mm
h: 73,5 cm

CONFIGURATIONS AND DIMENSIONS

V30 - CONFIGURATIONS WITH AXIS CABINETS

	RECTANGULAR DESK + SINGLE (180/160) CABINETS	$A \times B$	180 x 80 160 x 80 180 x 67 160 x 67
	RECTANGULAR DESK + DOUBLE (180/160) CABINETS	$A/a1 \times B$	360/180 x 80 320/160 x 80
	BENCH DESK + SINGLE (180/160) CABINETS	$A \times B/b1$	180 x 166/80 160 x 166/80 180 x 140/67 160 x 140/67
	BENCH DESK + DOUBLE (180/160) CABINETS	$A/a1 \times B/b1$	360/180 x 162/80 320/160 x 162/80

TOP 25 mm
h: 73,5 cm



Life Cycle Analysis
V30 Program



RAW MATERIALS		
Raw Material	Kg	%
Steel	30,06 Kg	43%
Plastic	0,69 Kg	1%
Wood	39,14 Kg	56%

% Recycled material= 58%
 % Recyclable materials= 99%

Ecodesign

Results reached during the life cycle stages



MATERIALS

Wood

70% of the wood material is recycled, has PEFC/FSC and complies within the E1 standard.

Steel

15%-99% recycled material.

Plastic

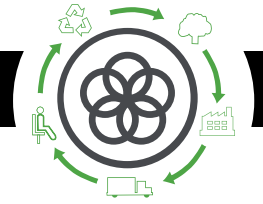
30%-40% recycled material.

Paintings

Podwer painting without COV emissions

Packings

100% recyclable with inks with no solvents.



PRODUCTION

Raw materials use optimization

Board, upholstery and steel tubes cut.

Renewable energies use

reducing the CO2 emissions. (Photovoltaic pannels)

Energy saving measures

in all production process

COV global emission reduction

of the production processes by 70%.

Podwer painting

ecovery of 93% of the non deposited painting

Glue removal from the upholstery

The facilities

have an internal sewage for liquid waste.

Green points

at the factory

100% waste recycling

at production process ans dangerous waste special treatment.



TRANSPORT

Cardboard use opmitization

of the packings

Cardboard and packing materials use reduction

Flat packings and small bulks

to optimize the space.

Solid waste compacter

which reduces transport and emissions.

Light volumes and weights

Transport fleet renewal

reducing by 28% the fuel consumption.

Suppliers area reduction

Local market power and less pollution at transport.



USE

Easy maintenance and cleaning

without solvents.

Forma 5 guarantee

The highest quality

for materials to provide a 10 year average life of the product.

Useful life optimization

of the product due to a standarized and modular design.

The boards

with no E1 particle emission.



END LIFE

Easy unpacking

for the recyclability or compound reuse.

Piece standarization

for the use.

Recycled materials used for products

(% recyclability):

Wood is 100% recyclable.

Steel is 100% recyclable.

With no air or water pollution

while removing waste.

Returnable, recyclable and reusable packing

Product recyclability 99%

MAINTENANCE AND CLEANING GUIDE

MELAMINE PIECES

Rub the dirty spots with a wet cloth with PH neutral soap.

PLASTIC PIECES

Rub the dirty spots with a wet cloth with PH neutral soap.

METAL PIECES

- 1 Rub the dirty spots with a wet cloth with PH neutral soap.
- 2 Polished aluminium pieces can have their polish bak by covering and rubbing them with a dry cotton cloth.

GLASS PIECES

Rub the dirty spots with a wet cloth with PH neutral soap.

Do not use abrasive products in any case.

LEGAL TERMS

CERTIFICATES

Forma 5 certifies that V30 programme has passed tests conducted in the laboratory of internal Quality Control and TECNALIA Research Technology Center, obtaining "satisfactory" results in the following tests:

UNE EN 527-1-2001 norm. Office furniture. Desks. Part 1: Dimensions.

UNE EN 527-2-2003 norm. Office furniture. Desks. Part 2: Security mechanism requirements.

UNE EN 527-3-2003 norm. Office furniture. Desks. Part 3: Testing methods to determine the stability and mechanic resistance of the structure.

Developed by JOSEP LLUSCÀ